

STRIVE



SCAN



School Counselor Conferences

Fall 2025

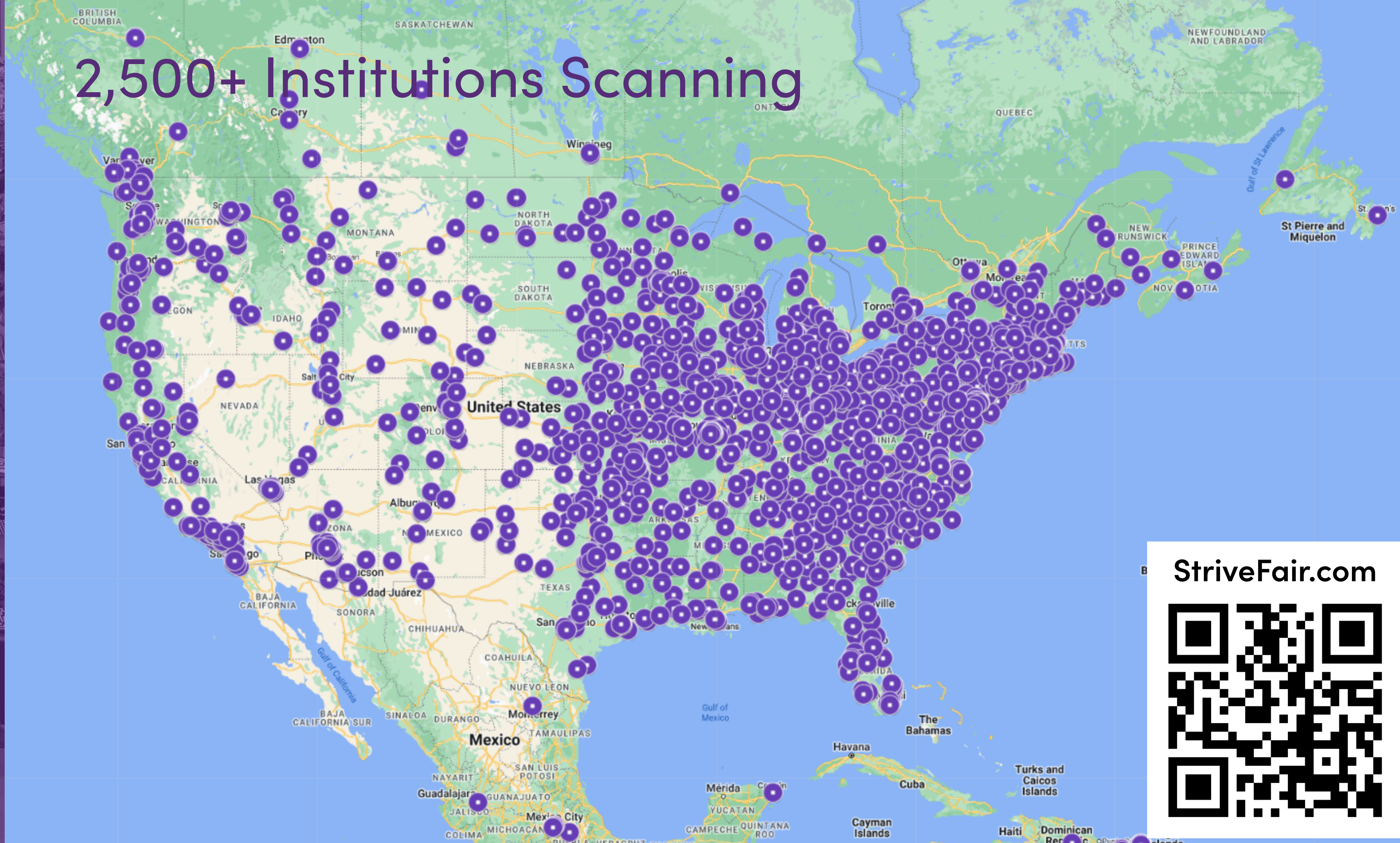
Overview

- Students register for the event at StriveFair.com
- Students are texted & emailed the barcode
- Representatives scan using the StriveScan app
- Interactions can continue via *Missed Connections*
- Both students and representatives receive each other's information

StriveFair.com



2,500+ Institutions Scanning



StriveFair.com



STRIVE
SCAN



Data Security and Privacy

Student profiles only shared with student's consent

StriveScan does not sell or share student data to other third-parties.

Advanced security technology

StriveScan has the most security features and advanced technology over any competitor

Data is encrypted using bank-grade technology

SSL encryption protects the app and website. DDOS, bot, and brute-force protection.

Data centers powered by Amazon Web Services

Same world-class infrastructure as Netflix, Airbnb, Pinterest, NASA, Kelloggs, and Expedia.

FERPA and GDPR compliant

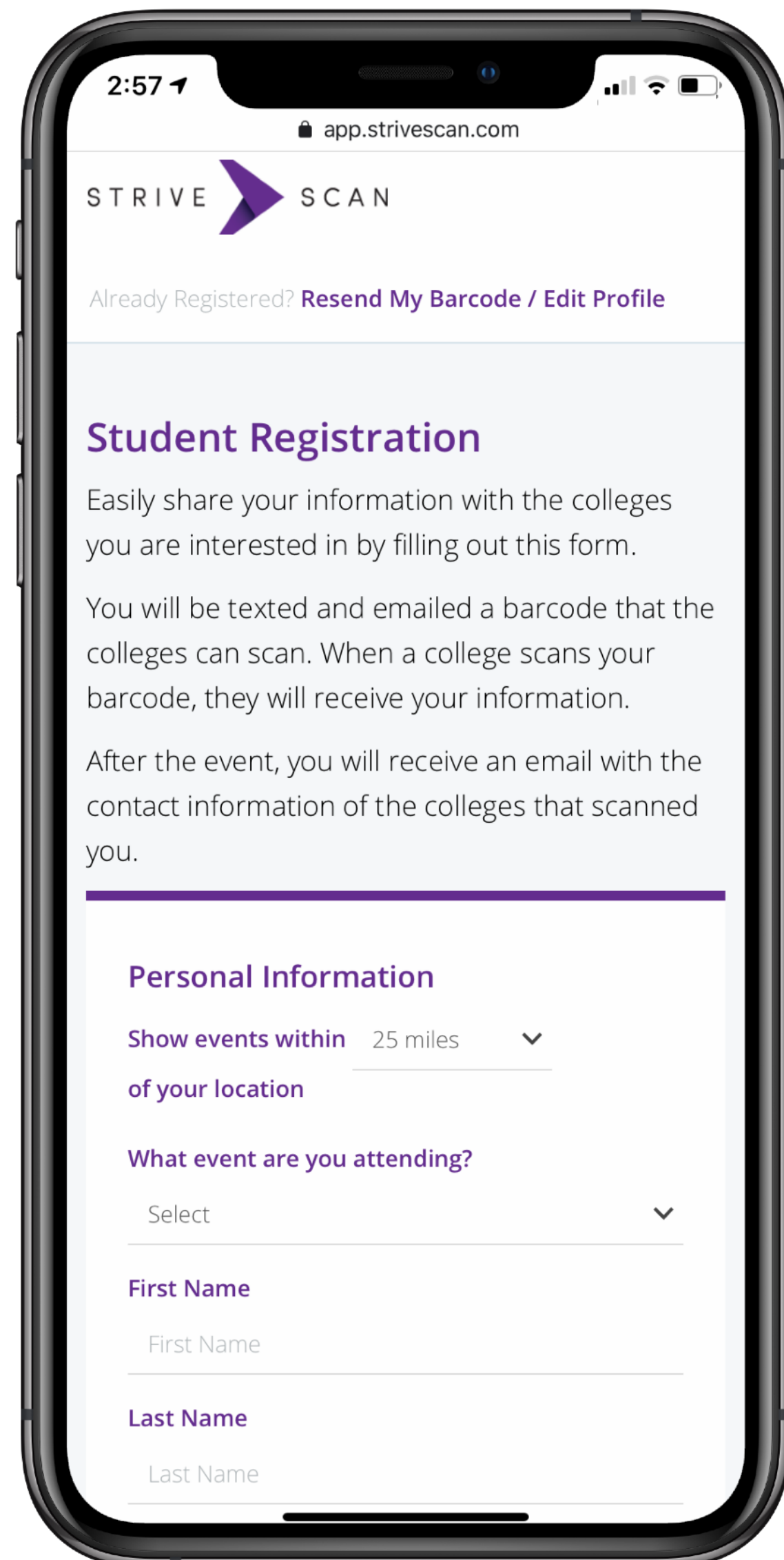
Complies with Family Educational Rights and Privacy Act and honors GDPR requirements for EU subjects.

StriveScan team is continuously trained and knowledgeable

Educated on the latest technology, best practices, security threats, and legal issues surrounding data protection, privacy, and our profession.

More details: strivescan.com/privacy-security

Barcode Registration



www.STRIVEFAIR.COM

No app to download: register on the website

Fast and easy: less than 2 minutes to complete

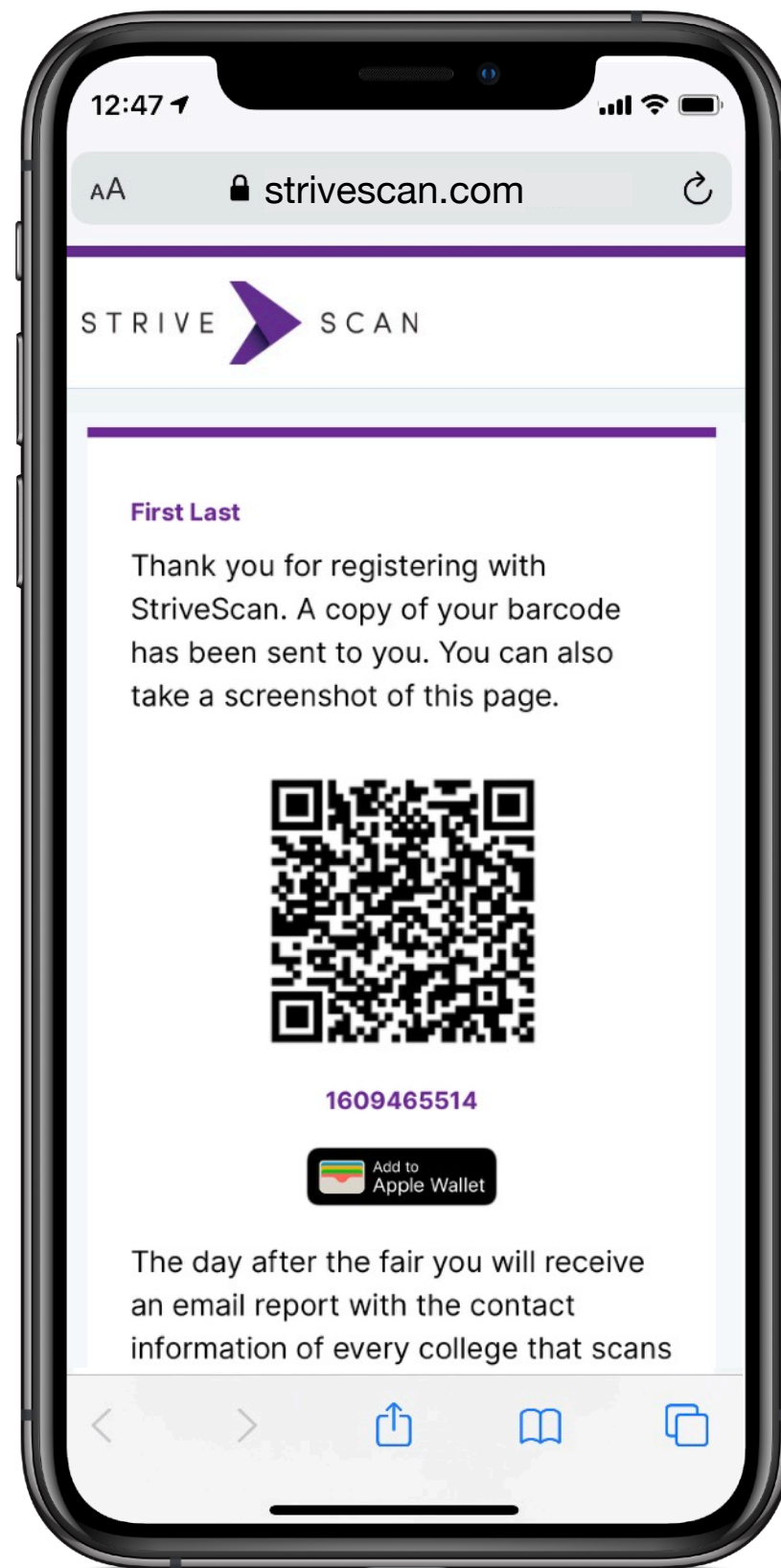
Use any device: phone, iPad, Chromebook, etc.

Available in English and Spanish

StriveFair.com



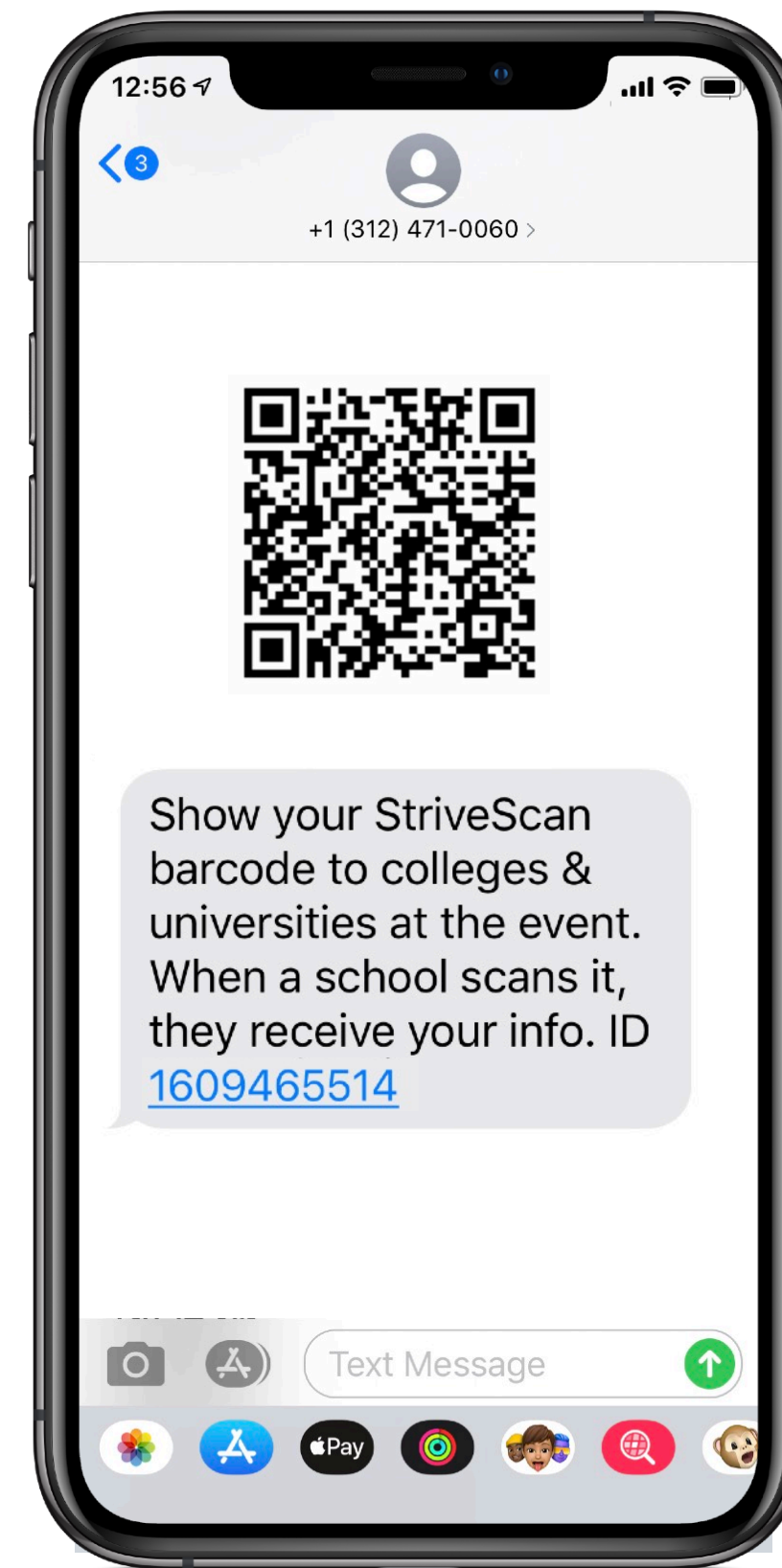
Barcode Delivery



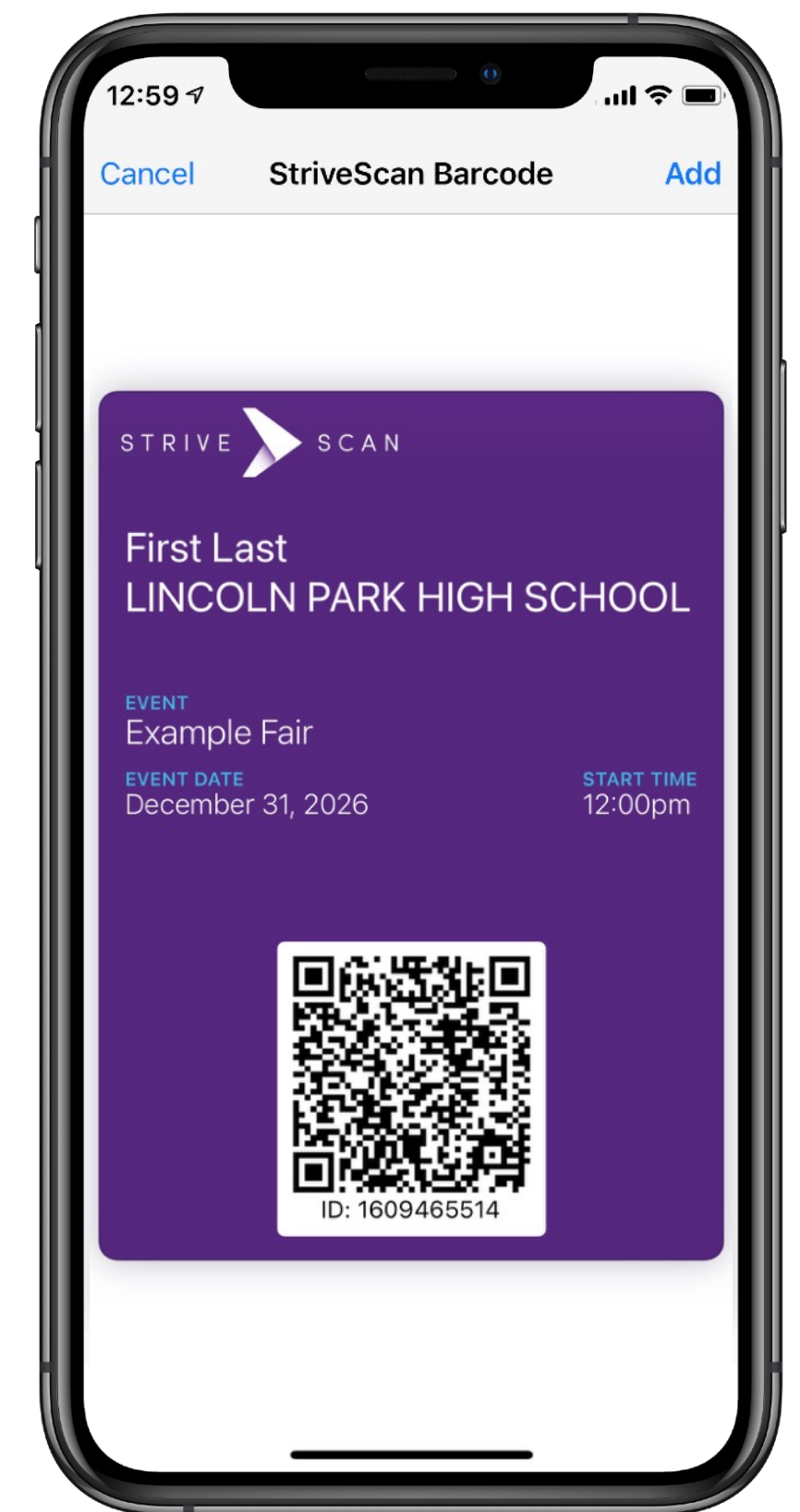
1. Confirmation Screen



2. Email



3. Text Message



4. Apple/Google Wallet


2 hours before start time:

Reminder barcode sent via Email, Text, and Apple/Google Wallet



STRIVE  SCAN

StriveFair.com



Dashboard



STRIVE SCAN

← My Dashboards

Example College Fair

BARCODES EXPORT SHARE

Data refreshed 04/22/25 at 1:49 PM [Refresh](#)

Date and Time

Tuesday, March 04, 2026 - Tuesday, March 04, 2026
08:30 AM - 12:00 PM EST

Location

Example High School
1 N State Street
Chicago, IL 60614

Total Registered **477**

Students **473**
Parents **0**
Professionals **4**

Total Attended **445**

Students **445**
Parents **0**
Professionals **0**

Connections Sent **532**

Students
Parents
Professionals

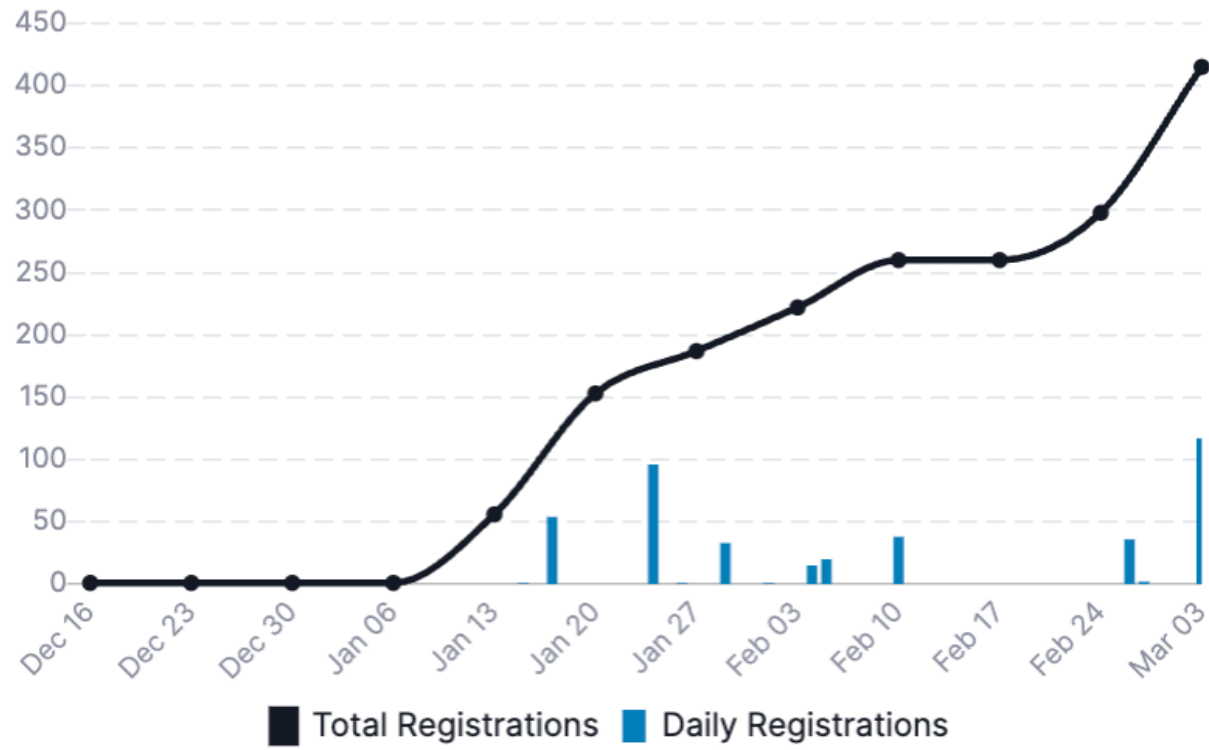
Total Interactions **4022**

Resources

- Fair Tool Kit
- Rapid Registration
- Questions? help@strivescan.com

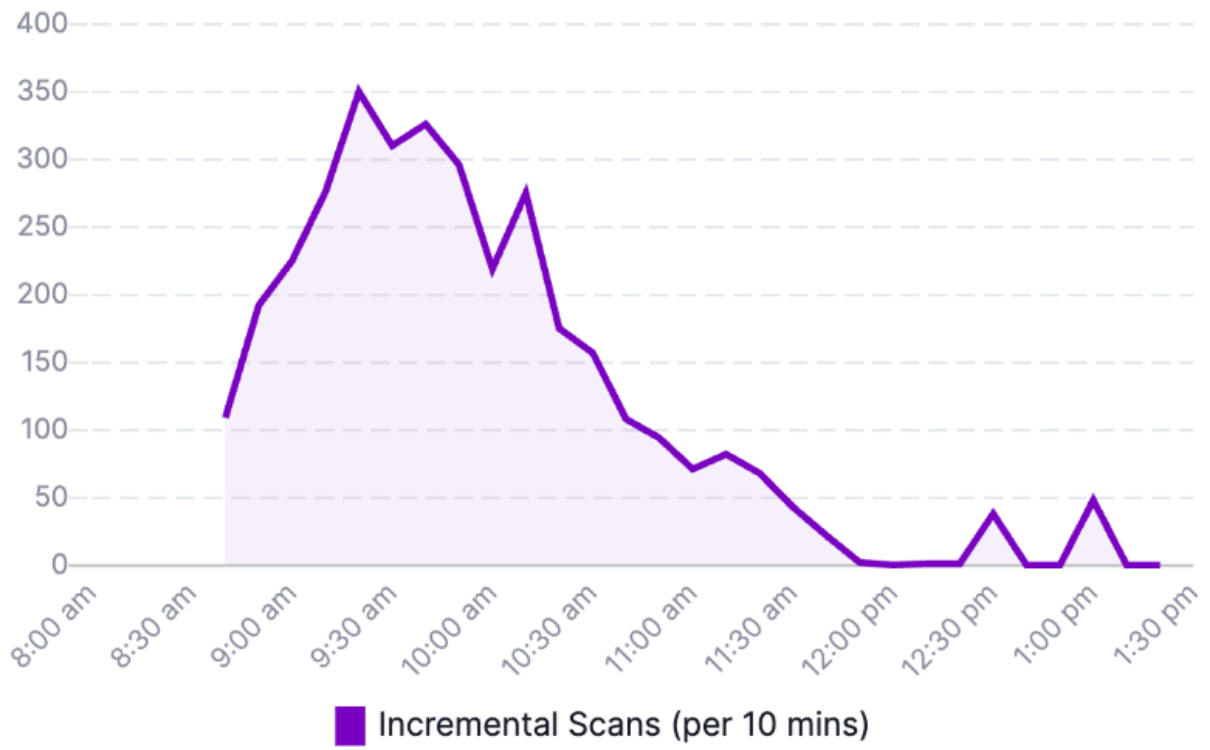
Registered

People registered over time



Fair Activity

Individual scans between representatives and attendees



Dashboard Resource: Tool Kit

<p>STRIVE  SCAN</p> <p>REGISTER FOR A BARCODE</p> <p>STRIVEFAIR.COM</p> <p>Use Snapchat or Camera app</p>  <p>Register now to get a barcode for the college fair. Show your barcode to colleges who will scan it to send you more information about their schools. It's free and saves you time. Tomorrow, you'll receive an email report with info on the colleges that scanned you.</p>	<p>STRIVE  SCAN</p> <p>REGISTER FOR A BARCODE</p> <p>STRIVEFAIR.COM</p> <p>Use Snapchat or Camera app</p>  <p>Register now to get a barcode for the college fair. Show your barcode to colleges who will scan it to send you more information about their schools. It's free and saves you time. Tomorrow, you'll receive an email report with info on the colleges that scanned you.</p>
<p>STRIVE  SCAN</p> <p>REGISTER FOR A BARCODE</p> <p>STRIVEFAIR.COM</p> <p>Use Snapchat or Camera app</p>  <p>Register now to get a barcode for the college fair. Show your barcode to colleges who will scan it to send you more information about their schools. It's free and saves you time. Tomorrow, you'll receive an email report with info on the colleges that scanned you.</p>	<p>STRIVE  SCAN</p> <p>REGISTER FOR A BARCODE</p> <p>STRIVEFAIR.COM</p> <p>Use Snapchat or Camera app</p>  <p>Register now to get a barcode for the college fair. Show your barcode to colleges who will scan it to send you more information about their schools. It's free and saves you time. Tomorrow, you'll receive an email report with info on the colleges that scanned you.</p>

REGISTER
FOR THE
COLLEGE FAIR
AT
STRIVEFAIR.COM



**FILL OUT A SHORT REGISTRATION FORM
TO GET YOUR BARCODE**

**SHOW YOUR BARCODE TO COLLEGES TO
SHARE YOUR INFORMATION**

STRIVE  SCAN

We provide a Tool Kit with printable materials, templated language, QR codes, and more.

StriveFair.com



Registration Tips

Coming by bus?

Spend travel time encouraging students to register

Show barcodes as they get off the bus

Incorporate registration into permission slips

StriveFair.com



Rapid Registration

WWW.STRIVESCAN.COM/RAPID-REGISTRATION

Safe and Secure: FERPA Compliant

Upload spreadsheet of student info to generate a barcode

Students receive their barcode via email

Counselors have access to a PDF of the barcodes

Reminder barcode emailed 2 hours prior to fair

StriveFair.com



Navigating a Cell Phone Ban

Request an Exception

- Most districts allow academic exceptions to cell phone policies

Registration Options

- Students register using any device with internet access

OR

- Counselors use Rapid Registration

Barcode Options

Printed Barcode

- Students print email or confirmation screen
- Counselors print PDFs from the Dashboard and distribute

OR

Digital Barcode

- Students display on school-issued device

strivescan.com/cellphonebans

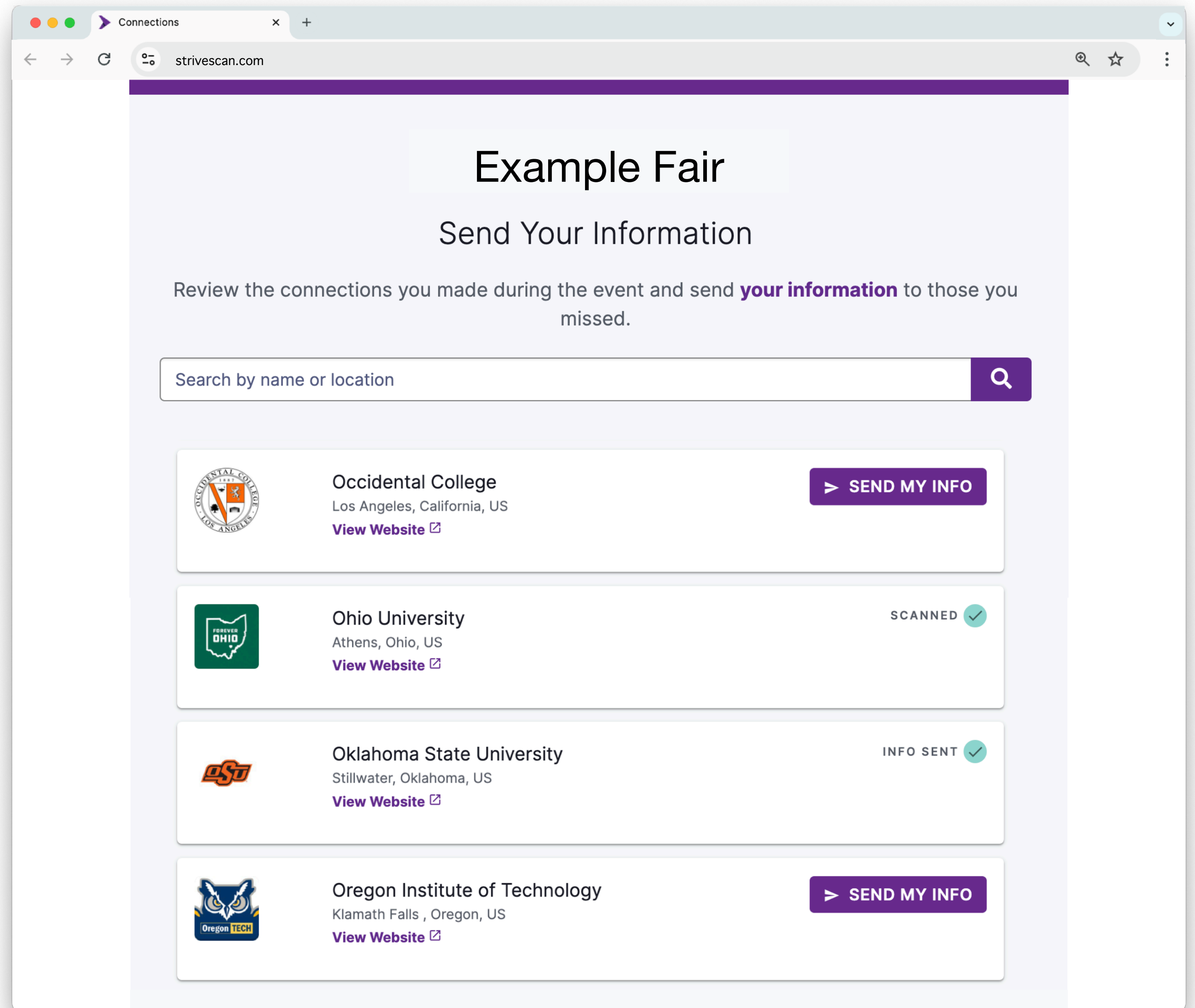


StriveFair.com



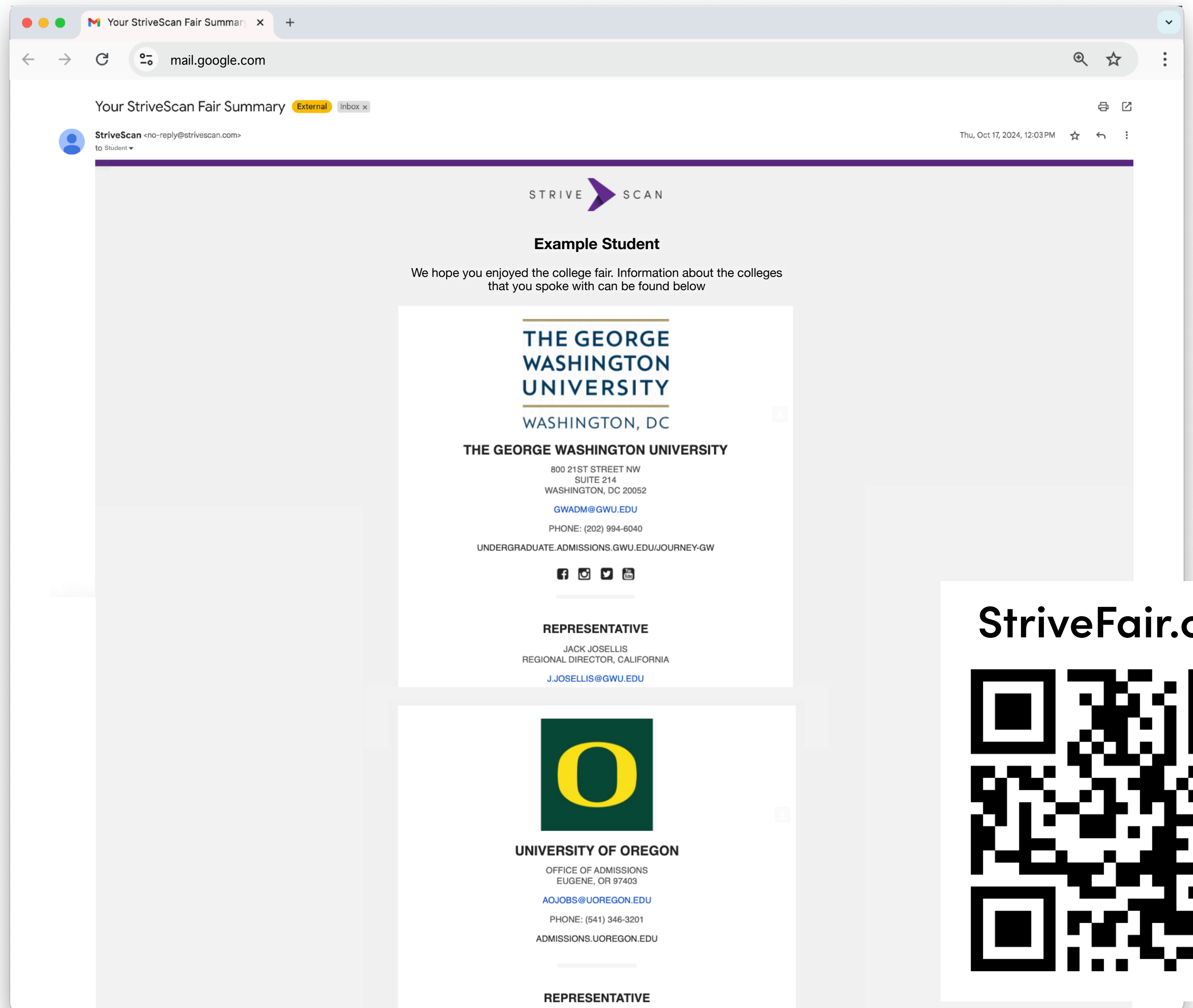
Missed Connections

Students can continue to connect with participating organizations after the event, *even if they could not attend!*



Report Email

Every attendee receives a report with the list of organizations that scanned their barcode, including representative contact information



StriveFair.com



Keys to Success

- Promote registration at StriveFair.com
- Visit your Dashboard to access resources in the Tool Kit and track registrations
- Inform representatives about StriveScan
- Have a plan for on-site registration (flyers, greeters, etc)
- Have a great event!

StriveFair.com



STRIVE



SCAN



help@strivescan.com